









© Westermann Gruppe



 <hr data-bbox="216 1155 411 1167"/> 	 <hr data-bbox="538 1335 733 1346"/> 	 <hr data-bbox="860 1514 1055 1525"/> 	 <hr data-bbox="1177 1693 1372 1704"/> 
--	--	---	--



A large dashed blue rectangle contains four vertical columns of circles. Each column has 10 circles in total, with the top 5 being blue and the bottom 5 being red. A horizontal black line is drawn below the red circles in each column. The lines are positioned at different heights: the first column has a line below the bottom-most red circle; the second column has a line below the second red circle from the bottom; the third column has a line below the third red circle from the bottom; and the fourth column has a line below the top-most red circle.

© Westermann Gruppe



A large dashed blue rectangle contains four vertical columns of circles. Each column has 10 circles in total, with the top 5 being blue and the bottom 5 being red. A horizontal black line is drawn between the blue and red circles in each column. The lines are positioned at different heights: the first column has a line between the 6th and 7th circles from the top; the second column has a line between the 5th and 6th circles; the third column has a line between the 7th and 8th circles; and the fourth column has a line between the 8th and 9th circles.



A large dashed blue rectangle contains four vertical columns of circles. Each column has 10 circles in total, with the top 5 being blue and the bottom 5 being red. A solid black horizontal line is drawn between the 5th and 6th circles in each column. The columns are separated by vertical dashed lines.

© Westermann Gruppe

The image shows a worksheet for a dot strip activity. It consists of a large dashed blue rectangle containing three vertical columns of dots. Each column has six dots: five blue and one red at the bottom. A horizontal black line is drawn between the blue and red dots in each column. A small scissors icon is at the top right corner of the dashed rectangle.